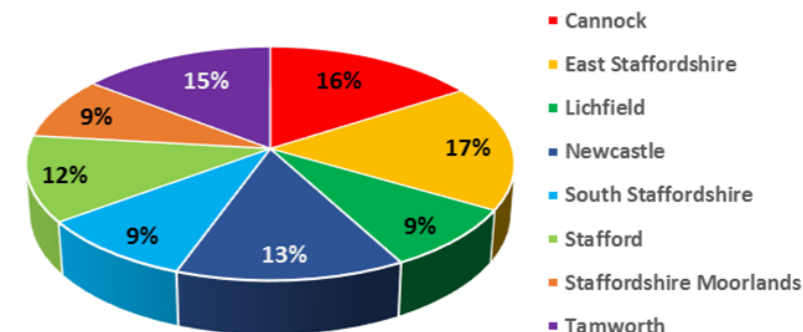


BRFC Performance Report (October 2019)

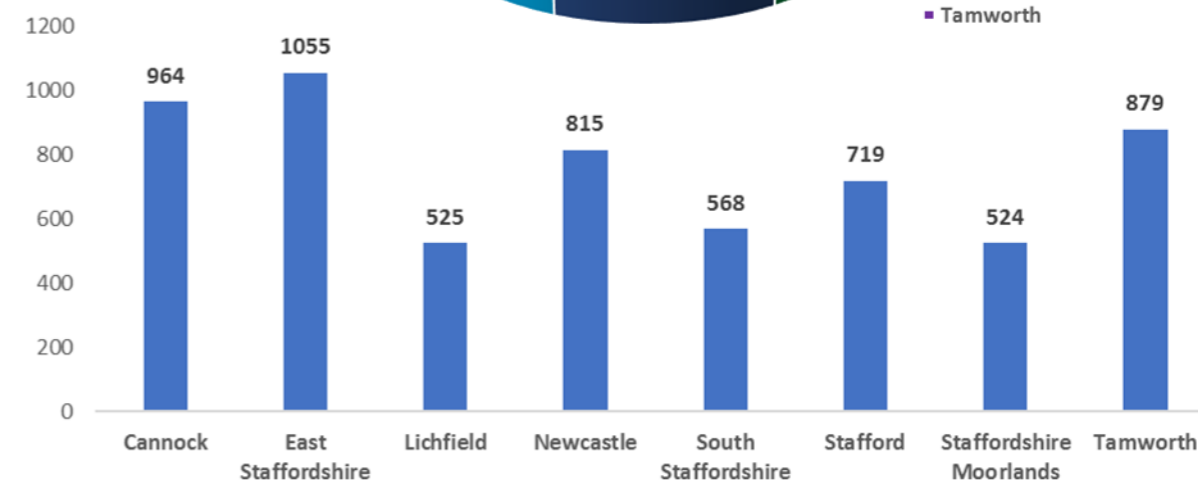
Families Worked With

Staffordshire have worked with a total of **6,049** families (encompassing **23,667** people)

This represents **3%** of the Staffordshire population being worked with as part of the programme



District	No. of Families	% of Families
Cannock	964	16%
East Staffordshire	1055	17%
Lichfield	525	9%
Newcastle	815	13%
South Staffordshire	568	9%
Stafford	719	12%
Staffordshire Moorlands	524	9%
Tamworth	879	15%



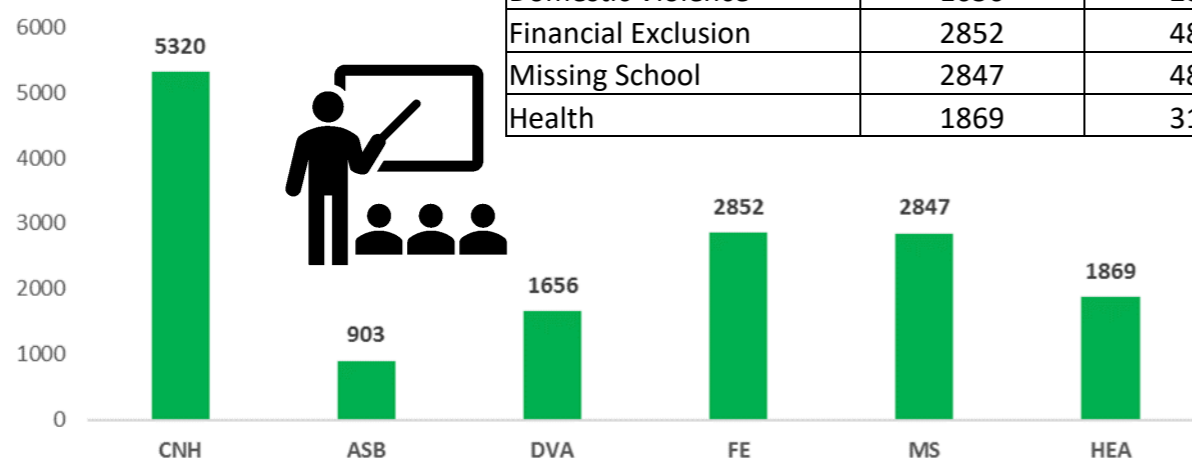
Presenting Needs



Missing School and Financial Exclusion are the next predominant presenting needs of families worked with across Staffordshire (48% each) (of the 6,049)

The majority of families identified for BRFC meet the Child in Need of Help criteria (89%) (of the 6,049)

Criteria	No. of Families	% of Families
Children in Need of Help	5320	89%
Anti Social Behaviour	903	15%
Domestic Violence	1656	28%
Financial Exclusion	2852	48%
Missing School	2847	48%
Health	1869	31%



Successful Closures

The split between closures for SSP and CE was 2625 and 171 (94% and 6%)

There have been a total of **2796** Successful closures giving us a conversion rate of **60%**

